

Joining Recycle Colorado Slack Channels

The Recycle Colorado Policy Committee has developed a new sector rep plan to help improve communication between policy committee members, policy leadership, board members and staff. The plan includes utilizing a new form of communication platform called “Slack”. Slack is an online and desktop platform that allows individuals from various organizations and businesses to communicate through a dedicated platform outside of email and searchable by members.

How will the Sector Slack channels be used?

In previous years we have utilized sector reps to help communicate feedback and determine Recycle Colorado positions on policy we are running and policy we are asked to provide our support/feedback on. Each sector had a sector rep who would send out an email to policy committee members asking them their thoughts on and answering questions related to the policy. The new technology allows us to relieve the burden on a single sector rep and uses technology to streamline the process.

In our new plan for receiving bill feedback, we will utilize both Google forms and Slack.

All policy committee members will still receive email notifications regarding policy feedback and voting. This will include the same information that your sector rep previously provided, but with the addition of a Google Form. The Google form is a way for you to express your thoughts and provide your amendments on bills. This way feedback is easily collected and is ready to be shared with policy committee leadership.

To incorporate the discussion that was previously had between sector members and their sector reps, we will be utilizing Slack. Slack is a free online chat application that many businesses and organizations utilize.


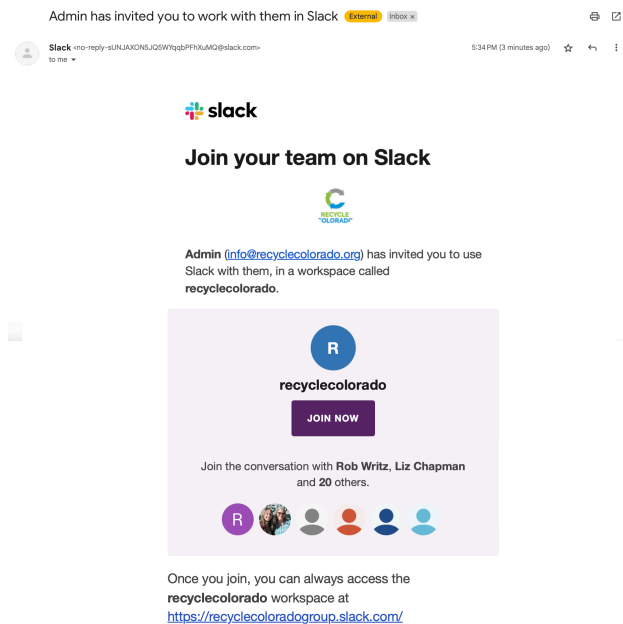
Eventually all the main contacts for Recycle Colorado members will be added onto the Recycle Colorado workspace. When you accept the invite from Slack, you should belong to two channels initially, your policy sector channel and the “All Things Recycle Colorado” channel. The “All Things Recycle Colorado” channel is a general channel for all members to join once they accept the invite for the workspace. You will be added to your sector channel with those who also have similar businesses and organizations. If you need to change this, email us (info@recyclecolorado.org).

The Slack channels are open for members to chat in at all times. The channels will be the most active when there is a vote on policy that Recycle Colorado is running or has been asked to provide feedback on or support.

As stated above, with a new policy vote, RC members will still receive the email notification, but this message with the Google Form will also appear within your Slack sector channel. In the channel you can discuss anything you might not understand or would think would be relevant to others. Recycle Colorado Staff and policy committee leadership will be overseeing the chats to help out with questions when needed. All comments and discussion will be captured in Slack and used to help the policy leadership is shaping/reshaping policy. Please try to submit your final feedback using the Google form to submit your formal feedback or vote.

Invitation to Slack Channels

All Recycle Colorado will receive an email like the one below from Slack, inviting them to join the Recycle Colorado workspace.



By clicking "Join Now" you will be directed to either create an account using the email tied with your Recycle Colorado membership or you can login using a different email address.


Once you have entered your name or signed up with your email address to the Recycle Colorado workspace, you will be redirected to Slack.

If you do not have the Slack desktop application on your computer yet, it will open it up in your browser. You can download the application onto your computer for easier use ([Mac](#) or [Windows](#) Download)

You should also receive the email like the one below which will include helpful resources to help you learn more about Slack and how to use it.

Welcome to Slack

Ta-da! You've joined your first Slack workspace and we couldn't be more delighted. Here are your account details, along with some tips to help you get started.



Tips for getting started



Take a quick tour

[Get familiar with the basics of Slack](#) so you're ready to get to work in no time.



Start working in channels

[Keep conversations organized in channels](#) — organized spaces for everything related to a project, topic, or team.



Download Slack

For the best experience with Slack, [download our apps](#) for desktop and mobile.

SEE MORE TIPS

Recycle Colorado Slack Community Guidelines

Please review the Recycle Colorado Slack community guidelines once you have accepted your invitation to join our Slack workspace. You can review these as they pop up on Slack or review below.

Recycle Colorado Community Slack Code of Conduct

- Recycle Colorado is providing this platform as a way for people to have discussions related to the policies, programs, or issues members are considering.
- This is intended as a way for members to have ongoing, asynchronous conversations without adding clutter to their inbox.
- The channels are here to allow members to share thoughts and questions outside of the regular meetings.

All members of Recycle Colorado's Community Slack agree to the following:

1. **Engage in professional and respectful dialogue.** This means no harassment or discriminatory, insulting, or vulgar behavior. Harassment includes, but is not limited to; deliberate intimidation, disruption of conversations, personal attacks, insults, or the use of sexual or discriminatory imagery, comments, or jokes. We reserve the right to delete posts that contain any of the above, as well as any posts containing profanity or racial slurs.

2. **Do not share any information posted by others** on this platform without the consent of the original poster. We want this space to be one in which everyone feels free to ask questions and express opinions. This means not taking screenshots of messages or disseminating information shared in this space with the intent to embarrass or draw attention to a fellow member of the community. The Recycle Colorado Slack is a space for support and collaboration.
3. **Do not use the Community Slack to sell a product, solicit business, or seek donations.** This is a community space and not one to market your organization or product. If you have an opportunity that is of benefit to other members, please reach out to info@recyclecolorado.org to determine how we can share that information.
4. **Take care of each other.** Help make this a vibrant space where knowledge, experience, and resources are shared to allow our membership to have robust discussions and deliberate when making decisions.

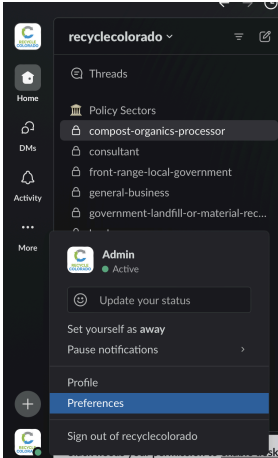
Please Note:

- The views and opinions expressed in the Recycle Colorado Slack channels are those of the authors and do not necessarily reflect the official views, policies, or positions of Recycle Colorado or its Board of Directors.
- While we require each user to agree to the Code of Conduct and do our best to moderate public spaces, we cannot guarantee safety or confidentiality.
- The Slack channels are regularly moderated. If you are found in violation of the following guidelines you will be warned and potentially removed from the community.

We are glad you are here. Thank you for abiding by the code of conduct!

How to request a sector change or add individuals

If you do not feel like you fit within your assigned policy sector, or if there is an individual or multiple individuals you would like to add on to the Slack channel from your organization who would be more likely to provide input on policy, please contact us (info@recyclecolorado.org) with your suggested change. You can view the list of policy sectors on the [policy committee webpage](#) on the Recycle Colorado website.



Adjusting Slack notifications

Having Slack notifications on is totally up to you. We will be continuing to send out policy update emails as well as posting this information in the Slack channels. If you decide to not have Slack notifications on, it might be good practice to check your sector Slack channel everytime you receive a policy feedback or vote email to see if anyone from your sector had a question or thought they wanted to share. Don't worry we will help with offering reminders to check!

On the bottom left of the Slack workspace, select your profile picture icon. From here select "Preferences". This should pop up another window with the notifications settings tab being the first page to open.

If you are on Slack in your browser, you can turn on notifications for your browser. You can select what you would like to be notified about (notifications on) or you can also select that you would like to be notified about nothing (notifications off).

On desktop Slack, you can select when you would like to be notified about Slack messages in the same way you can on a browser, but you will not receive browser notifications.

There are a few other settings in Slack that might be useful to check out in the preferences window. Feel free to email info@recyclecolorado.org if you need help adjusting your settings.

Helpful tips for posting on Slack

- If you want to start a discussion, don't share a link and expect others to jump in. Share your thoughts and have a clear question in your message.
- Be concise in your questions if possible. Not everyone likes to read a lot of text.
- Sometimes a Slack channel may have multiple conversations around different topics going on at the same time. To help keep conversations organized, please utilize the thread option on Slack. See [HERE](#) for how to create and reply to someone's message using a thread to keep your discussions organized.

Resources on how to use Slack

How to use Slack for new users and beginners -

<https://slack.com/help/articles/218080037-Getting-started-for-new-Slack-users>

Easy Start Guide -

<https://slack.com/help/articles/360059928654-How-to-use-Slack--your-quick-start-guide>

Video Tutorials - <https://slack.com/help/articles/360059976673-Slack-video-tutorials>

Comprehensive Slack FAQ - <https://slack.com/help/categories/200111606-Using-Slack>